




# Government of Nepal Medical Education Commission

(Directorate of Examination)



Ref No.:-

+977-01-6639414,  
6639415, 6639416

Ext : 633, 634, 635

Website : [www.mec.gov.np](http://www.mec.gov.np)

Email : [entrance@mec.gov.np](mailto:entrance@mec.gov.np)

Sanothimi, Bhaktapur

17 August 2025

## Notice for Foreign Candidates Applying for Common Entrance Examination of Bachelor Level Programs in Medical Education (MECEE-BL 2026)

Medical Education Commission invites online applications for the selection of candidates for the following bachelor level programs in medical education offered by various universities and academic institutions in Nepal. Eligible foreign nationals Sub-category I: Foreign to appear in MECEE-BL 2026 are requested to submit applications with specified fee from 18 August 2025, 10:00 AM (NPT) to 07 September 2025, 5:00 PM (NPT) and by paying double fee until 14 September 2025, 5:00 PM (NPT). through the web portal <https://entrance.mec.gov.np>.

Candidates (Subcategory II: Foreign NOT to appear in MECEE-BL 2026) are requested to submit the application by paying specified fee from 18 August 2025, 10:00 AM (NPT) to 12 October 2025, 5:00 PM (NPT) through the web portal <https://entrance.mec.gov.np>.

### 1. Entrance examination schedule:

S.N.	Programs	Exam Date & Time
1	MBBS	1 <sup>st</sup> November 2025 from 11:00 AM to 2:00 PM
2	BDS	2 <sup>nd</sup> November 2025 from 11:00 AM to 2:00 PM
3	BSc Nursing/BSc Midwifery, BASLP, B Perfusion Technology	3 <sup>rd</sup> November 2025 from 11:00 AM to 2:00 PM
4	BAMS, BNS/BMS, BSc MLT, BSc MIT/ BSc Radiotherapy technology, BPT, BPharm, B Optometry,	4 <sup>th</sup> November 2025 from 11:00 AM to 2:00 PM
5	BPH	5 <sup>th</sup> November 2025 from 11:00 AM to 2:00 PM

- Eligible candidates can apply for more than one program with separate bank vouchers or online payment through the application portal as per the above examination schedule.
- Details of seat distribution will be published soon on the website.
- All foreign candidates should fill up the online application form within the stated date.
- The candidates should choose only one of the following subcategories while filling up the online application form:
  - Subcategory I: Foreign to appear in MECEE-BL 2026.
  - Subcategory II: Foreign NOT to appear in MECEE-BL 2026 but conditionally opt to apply on the basis of obtained rank minimum of 50<sup>th</sup> percentile (or 50% marks in case the result is in percentage system) in the recently conducted national level common entrance

Signature





# Government of Nepal Medical Education Commission

(Directorate of Examination)

+977-01-6639414,  
6639415, 6639416  
Ext : 633, 634, 635

Website : [www.mec.gov.np](http://www.mec.gov.np)  
Email : [entrance@mec.gov.np](mailto:entrance@mec.gov.np)

Sanothimi, Bhaktapur

Ref No.:-



examination of their respective countries. They can select only those seats which remain unfulfilled after the merit-based selection process from Subcategory I.

## 2. Eligibility:

- The candidate should have passed grade 12 with Physics, Chemistry and Biology by scoring minimum of 50% aggregate in total marks or CGPA 2.4 or equivalent.
- Those who appear in the entrance examination conducted by the Medical Education Commission will be given the first priority.
- If the seat falls vacant as stated in clause (b), matching will be done among those who have secured 50<sup>th</sup> percentile or above (or 50% marks in case the result is in percentage system) in the latest national-level medical common entrance examination in their respective countries and agreed on the condition to select only those seats which remain unfulfilled after a merit-based selection process from Subcategory I.
- The remaining seats after completion of the matching of foreign candidates will be transferred to Nepalese-paying seats.
- Foreign candidates who are selected for admission are required to submit original documents at the time of admission.
- Candidates who submit fake information/documents will be liable for legal actions as per prevailing rules and regulations of Nepal.

## 3. Entrance Examination Fees:

Entrance examination fees	NPR 8,000/- or equivalent (excluding bank service charge for card payment)
Name of the bank	Himalayan Bank Limited.
Bank SWIFT Code:	HIMANPKA
Payment services	Bank deposit at any branch of Himalayan Bank Limited, Card Payment, Connect IPS, Khalti and eSewa.
Account name and address	Medical Education Commission, Sanothimi.

## 4. Required digitized documents:

- Last **six digits** of transaction reference number (TRN/request unique ID/Transaction code) and applicant's mobile number (in case of bank counter payment through Himalayan Bank Limited, Nepal).
- Recent passport size photograph.
- Passport or **E-Aadhaar** Card.
- Scan copy/photo of signature
- Transcript/marksheet of grade 12 or equivalent.

*Signature* 2






Government of Nepal

# Medical Education Commission

(Directorate of Examination)



Ref No.:-

+977-01-6639414,  
6639415, 6639416  
Ext : 633, 634, 635

Website : [www.mec.gov.np](http://www.mec.gov.np)

Email : [entrance@mec.gov.np](mailto:entrance@mec.gov.np)

Sanathimi, Bhaktapur

## 5. Quality of applicant's photo and scanned documents:

### a) Photo of the applicant

- Image file format:** The image must be in the JPEG format with good quality.
- Image file size:** The maximum image file size is 200KB (kilobytes).
- Resolution:** Should NOT be crispy or blurry.

### b) Certificate/Documents

- File Format:** JPEG or PDF.
- Resolution:** Should NOT be crispy or blurry.
- File size:** The maximum file size is 200KB for JPEG and 500 KB for PDF.

## 6. Procedure for creating an online profile and submission of the application:

Candidates who applied for the common entrance examination conducted in the previous year will have to use their old account with previous username and password. Old candidates have to update their details, and new candidate have to register account and profile according to the details and apply according to the following procedure.

### a) Online profile creation:

- Candidates should first create a profile using their email ID and password. This profile can also be used in the future.
- To start filling up the application form, applicant has to enter the website <https://mec.gov.np>. Go to the **Online Application** button then **Login** button. In the login page, click **Don't have an account? Register here** button.  
OR  
Browse <https://entrance.mec.gov.np/Account/Login> then click **Don't have an account? Register here** link.
- Click on **Foreign** radio button in Nationality and fill up applicant's Full Name, Email, Contact Number, Password, Confirm Password and click on Register button to create a user account.
- A message for email ID verification will be sent to the email address mentioned while creating profile. After logging into registered email account and clicking on the verification link, email account will be verified and activated.
- Candidate has to log in by entering the registered email in the **User Name** box and the password (set while registering) in the **Password** box.
- If the email verification message is not received in the registered email, s/he has to login to the account and click on the **Resend** button and verify the email ID according to the above process.
- After accessing the online application portal of the common entrance examination, enter

*Signature*





Government of Nepal

# Medical Education Commission

(Directorate of Examination)

+977-01-6639414,  
6639415, 6639416  
Ext : 633, 634, 635

Website : [www.mec.gov.np](http://www.mec.gov.np)

Email : [entrance@mec.gov.np](mailto:entrance@mec.gov.np)

Sanothimi, Bhaktapur

Ref No.:-



the main dashboard.

- viii. To fill up the online form, candidate must create his/her 'online profile'.
- ix. For creating the profile, candidate must pay the prescribed fees by clicking the **Make Payment** button.
- x. Then the list of academic programs appears. According to the candidate's eligibility, s/he has to select the program/s by clicking on the check box against the desired program. The total amount to be paid will be shown below the table of academic programs. Candidate has to pay the fee by clicking on the button of the payment method s/he wants to pay.
- xi. If the cash has been deposited at the counter of the Himalayan Bank Limited, the six digits of the voucher and mobile number should be entered in the **Update counter payment voucher** button to proceed.
- xii. After paying the fees, click the **Basic Information** menu, candidate must fill personal details and click on the **Save and Continue** button.
- xiii. Fill up the educational details in the **Qualifications** menu and click on the **Save** button.
- xiv. Foreign candidates can skip the **Experience and Professional Council** menu.
- xv. Click on the checkbox on the **Foreign** category in the **Reservation** menu. The candidate should choose only one of the following subcategories while filling up the online application form:
  - o Subcategory I: Foreign to appear MECEE-BL.
  - o Subcategory II: Foreign NOT to appear MECEE-BL (Condition applies) and save the details along with the documents.
- xvi. Candidate can add or correct the details and documents until submitting the form. S/he can also use this profile to fill out the application form in the future.

**b) Submission of application form:**

- i. Once the application form is filled up, the necessary documents are to be uploaded and the self-declaration is to be done. It is advised to review (edit/save) the application before submission. Once the application is submitted, it is not editable.
- ii. After uploading all the documents with personal details, click on the **Submit Program Application** button in the Dashboard menu and click on the **View Details** button to check all the details.
- iii. To submit the application form, click the **Submit Program Application** button on the Dashboard menu and click **Apply** button. After checking the details, submit the form by clicking the **Save and Submit Information** button.
- iv. If you need to review your information, just "save" the information initially. No details can be corrected after submission of the form.

*Sanothimi*






Government of Nepal

# Medical Education Commission

(Directorate of Examination)



+977-01-6639414,  
6639415, 6639416

Ext : 633, 634, 635

Website : [www.mec.gov.np](http://www.mec.gov.np)

Email : [entrance@mec.gov.np](mailto:entrance@mec.gov.np)

Sanothimi, Bhaktapur

Ref No.:-

- v. Confirmation page should be downloaded from **Submit Program Application** button after submission of application.

## 7. Admit Card and Exam Center:

- Admit card will be available online five days prior to the day of the entrance examination. Candidate has to login to the online profile, click on the **Application** menu on the dashboard, click on **View details** button, click **Download Admit Card** link to print the admit card, which must be produced during the entrance examination. Candidates must follow all the instructions mentioned in the admit card.
- Examination center will be mentioned in the admit card.
- Admit Card must print in Color.

## 8. Entrance examination and admission:

- There will be 200 MCQs of 'single best response' type. One mark will be given for each correct answer and 0.25 marks will be deducted for a wrong answer. The duration of examination will be 3 hours.
- Candidates should score 50<sup>th</sup> percentile or above to be in merit list.
- The selection of candidate will be done by the open house matching process.
- There will be a separate merit list for each academic program. However, after matching and admission in an academic program, his/her name will be deleted from all the matching process.
- Candidates who are selected for admission are required to submit original documents during admission in the university/academy.
- Candidates will be responsible for all travel arrangements. Candidates should abide by the current rules and regulations laid down by the Government of Nepal.
- Biometric of candidates will be taken during the examination date and verify during matching and after admission process.
- Medical Education Common Entrance Examination Committee reserves all the rights regarding the entrance examination.

## 9. Conduct during entrance examination:

- Candidate should appear in the examination center with an admit card and original identification document (Passport or **E-Aadhaar** card) as mentioned in the online form.
- Candidates should report at their respective examination centers at least two hours before the examination.
- The examination hall does not allow any ornaments, jewelry, or electrical appliances/accessories.

*Signature*  
5





Government of Nepal

# Medical Education Commission

(Directorate of Examination)



Ref No.:-

+977-01-6639414,  
6639415, 6639416  
Ext : 633, 634, 635

Website : [www.mec.gov.np](http://www.mec.gov.np)

Email : [entrance@mec.gov.np](mailto:entrance@mec.gov.np)

Sanothimi, Bhaktapur

- d) Candidates cannot even take a pen or any stationery with them. Candidates are supposed to use the black gel pen provided in the examination hall.
- e) Candidates can be examined physically or electronically before entering the examination center.
- f) After 15 minutes from the beginning of the examination, admission to the hall is not allowed.
- g) Before the examination hours are over, candidates are not allowed to leave the examination hall.
- h) Candidate can be rusticated at any time (even after admission) if found guilty of submitting forged documents and wrong identity.

Web portal for online application and syllabus of common entrance examination can be accessed by scanning QR codes below:

Entrance application web portal



Syllabus



Email ID for any technical assistance: [entrance@mec.gov.np](mailto:entrance@mec.gov.np)

Note: For any inquiries, please contact us at +977-9851318498 during office hours, from 10:00 AM to 5:00 PM(NPT)

*Manju Adhakari*  
17 Aug, 2025

Manju Adhakari  
Undersecretary